

Monthly Report on Program Occupancy Rates for Supportive Housing Programs

Definition of program occupancy rate: A percentage that reflects the average number of tenants residing in a program per night relative to the program capacity.

Purpose of Report: To monitor occupancy rates on an ongoing basis.

Date of Data Pull: 12/13/2022

Date of report issuance: 12/15/2022

Report prepared by: Jeremiah Bakerstull, Senior Data Analysis

Methodology: CSP data will be pulled for each report period, which in this instance consists of a single calendar month. The occupancy number is calculated by summing the length of stay within the report period for all tenants in a program and then dividing that sum by the number of days in the report period.


Occupancy number: $\frac{\sum((\text{report end date (or exit date in the event the tenant exits the program)} - \text{report start date (or entry date in the event of a new tenant)}) + 1)}{\text{number of days in report period}}$

Occupancy rates will be calculated by first rounding the program occupancy number to the nearest whole number. Next the rounded program occupancy number will be divided by the program capacity, which is defined in the current fiscal year Program Outcome Plan.

Limitations of analysis: CSP data will not have been subjected to quality assurance prior to data extraction.


Report Validation:

Report prepared by:


Jeremiah Bakerstull


12/13/2022
Date Signed:

Report verified by:


Thaddeus Billman

12/13/22
Date Signed:

Report approved by:


Lianna Barbu

12/14/22
Date Signed:

FY22 - FY23 Average Project Occupancy Rates

Permanent Supportive Housing - Site Based	FY23 Current Capacity ¹	Nov-21	Dec-21	Jan-22	Feb-22	Mar-22	Apr-22	May-22	Jun-22	Jul-22	Aug-22	Sep-22	Oct-22	Nov-22
Community Housing Network - Briggsdale	65	98%	99%	96%	100%	100%	99%	99%	98%	96%	95%	96%	98%	99%
Community Housing Network - Cassidy ²	10	91%	105%	105%	100%	100%	100%	107%	110%	110%	110%	110%	110%	110%
Community Housing Network - Creekside	23	100%	100%	100%	96%	96%	96%	96%	96%	96%	96%	96%	96%	96%
Community Housing Network - East 5th Avenue	38	98%	97%	97%	97%	95%	89%	85%	78%	71%	73%	79%	85%	87%
Community Housing Network - Inglewood Court	45	98%	100%	100%	100%	100%	98%	97%	95%	91%	93%	97%	98%	96%
Community Housing Network - Marshbrook Pl	40	95%	94%	94%	96%	99%	100%	100%	100%	98%	98%	98%	98%	96%
Community Housing Network - North 22nd Street ²	30	96%	101%	101%	97%	97%	94%	95%	100%	100%	100%	102%	103%	103%
Community Housing Network - Parsons ²	62	92%	93%	96%	93%	94%	98%	100%	98%	100%	100%	101%	99%	100%
Community Housing Network - Safe Haven	13	92%	88%	88%	92%	92%	92%	92%	99%	97%	92%	95%	100%	100%
Community Housing Network - Southpoint Place ²	46	98%	101%	101%	97%	94%	97%	102%	104%	102%	100%	100%	100%	97%
Community Housing Network - Terrace Place	47	96%	96%	96%	93%	92%	95%	97%	97%	96%	96%	95%	95%	93%
Community Housing Network - Wilson	8	88%	88%	100%	100%	100%	100%	100%	100%	100%	100%	100%	100%	100%
Maryhaven-Commons at Chantry	50	92%	92%	90%	90%	94%	98%	96%	92%	96%	89%	86%	84%	81%
National Church Residences - Commons at Buckingham	77	97%	97%	97%	96%	97%	96%	96%	95%	96%	96%	95%	94%	94%
National Church Residences - Commons at Grant	54	98%	100%	100%	97%	98%	100%	98%	98%	98%	95%	94%	94%	97%
National Church Residences - Commons at Livingston ²	69	103%	106%	106%	105%	103%	102%	103%	106%	107%	106%	102%	99%	97%
National Church Residences - Commons at Third ²	71	93%	94%	93%	99%	100%	101%	101%	101%	100%	99%	99%	98%	93%
National Church Residences - VOA01 Van Buren Village	60	97%	98%	98%	98%	94%	93%	94%	93%	93%	90%	88%	87%	85%
National Church Residences - TAY Chantry ³	20	N/A	N/A	N/A	N/A	N/A	N/A	N/A	N/A	0%	0%	0%	0%	0%
YMCA - 40 West Long St ⁴	84	89%	91%	91%	94%	92%	91%	91%	92%	95%	96%	94%	92%	92%
YMCA - 40 West Long SRA ⁴	38	92%	91%	91%	90%	87%	84%	84%	91%	92%	94%	90%	89%	88%
YMCA - Franklin Station	75	99%	99%	100%	96%	97%	98%	97%	97%	99%	99%	98%	98%	97%
YWCA - WINGS	91	88%	89%	89%	94%	93%	92%	93%	93%	92%	91%	89%	88%	93%

¹ Per current fiscal year POP

² Where exceeding 100%, project served homeless individuals in non-homeless units or eligible roommates/couples.

³ NCR TAY Chantry will reach capacity through turnover of existing units.

⁴ Projects in transition, occupancy will fluctuate while the permanent buildings are in construction.

FY22 - FY23 Average Project Occupancy Rates

Permanent Supportive Housing and Transitional Housing	FY23 Current Capacity ¹	Nov-21	Dec-21	Jan-22	Feb-22	Mar-22	Apr-22	May-22	Jun-22	Jul-22	Aug-22	Sep-22	Oct-22	Nov-22
Transitional Housing														
Huckleberry House - TLP	24	100%	97%	92%	98%	99%	90%	93%	94%	92%	96%	100%	85%	88%
VOAOI - Veterans Transitional Housing ²	40	60%	68%	45%	41%	50%	43%	39%	45%	39%	37%	41%	36%	47%
Permanent Supportive Housing - Scattered Sites														
Community Housing Network - Family Homes	10	90%	90%	90%	90%	90%	90%	91%	90%	99%	100%	84%	89%	97%
Equitas Health - TRA	89	94%	96%	96%	93%	94%	95%	95%	95%	96%	97%	97%	98%	98%
Homefull -EHV ⁵	304	N/A	N/A	N/A	17%	24%	31%	37%	42%	46%	48%	50%	54%	58%
Homefull -Leasing ⁶	217	79%	84%	84%	87%	90%	89%	88%	88%	59%	56%	56%	56%	58%
Homefull- Isaiah Project	160	94%	93%	93%	91%	91%	91%	93%	92%	94%	92%	89%	88%	89%
Homefull -SRA ^{4,6}	100	72%	70%	68%	66%	65%	64%	61%	60%	107%	101%	100%	100%	101%
Homefull -TRA ⁶	261	92%	93%	93%	92%	92%	92%	93%	93%	87%	87%	87%	86%	85%
Homefull -Mainstream ⁵	94	35%	39%	38%	44%	46%	47%	53%	57%	58%	59%	60%	61%	61%
VA VASH I - XI ³	377	98%	99%	99%	99%	100%	99%	99%	98%	98%	98%	96%	97%	96%
VOAOI - Family PSH	38	85%	80%	80%	77%	81%	84%	82%	82%	86%	91%	91%	90%	97%
YMCA - HOME Scattered Sites	55	96%	95%	95%	91%	90%	87%	84%	85%	85%	85%	86%	87%	85%

¹ Per current fiscal year POP

² VOAIOI - Veterans is not a HUD CoC funded project but receives VA funding.

³ Franklin County VASH capacity fluctuates based on need.

⁴ Funding allows for overleasing

⁵ Project in lease-up.

⁶ Starting July 2022, Homefull program capacities changed: TRA increased from 246 to 261, SRA decreased from 160 to 100, and Leasing increased from 147 to 217. Leasing is below capacity as project is waiting on resolution to take over an 82 unit motel.